



A Direct Healthcare Group Company

Instructions for Use & Cleaning Pressure Reducing Cushions & Backrests

1. Overview

1.1 Product Description

The Qbitus range of products has been designed to provide the correct levels of pressure reduction, support and comfort, which are needed, and according to the design, the correct amount of postural assistance.

1.2 Symbols

Warnings

In this Instructions for Use warnings are indicated by symbols. The warning symbols are accompanied by a heading that indicates the severity of the danger.

WARNING

Indicates a hazardous situation that could result in serious injury or death if it is not avoided.

CAUTION

Indicates a hazardous situation that could result in minor or slight injury if it is not avoided.

IMPORTANT

Indicates a hazardous situation that could result in damage to property if it is not avoided.

1.3 Symbols Guide



DO NOT PIERCE
OR CUT



LINE DRY



DO NOT BLEACH



DO NOT DRY CLEAN



DECLARATION
OF CONFORMITY



DO NOT IRON



DO NOT PUT
NEAR FLAME



RECOMMENDED 60°C





TUMBLE DRY ON LOW
MAX 40°

2. Usage


2.1 Intended Use

The Qbitus range of pressure redistribution cushions are designed for both prevention and treatment of pressure ulcers and are intended to be used in conjunction with an appropriately sized chair/wheelchair, as part of an overall pressure ulcer prevention programme of care.


 **WARNING** Which cushion is suitable for your individual use should be decided by your clinician who will also determine the most appropriate pressure ulcer prevention or treatment plan and the relevant nursing procedures.

 **WARNING** The following user manual should be used in conjunction with the product literature and will give you instructions on how to get the best results when using one of our pressure reducing cushions, however, should you require any additional information please contact our Customer Services team on +44 (0) 1422 377 775.


2.2 On Delivery of your New Cushion


 **IMPORTANT** Open the outer packaging a minimum of 1 hour before use to optimise performance. Please dispose of all packaging in line with your relevant environmental policy.

2.3 Using Your Cushion

 **CAUTION** Prior to using the cushion ensure that the chair has no rough edges that may damage the cushion. Ensure the zip is closed and the zip flap is completely covering the zip. Avoid contact with sharp objects that may damage the cushion.

Take care when using mechanical items such as bridging boards, PAT slides or other patient transfer aids that damage does not occur to the cushion due to sharp or damaged edges.

 **WARNING** The maximum user weight of your cushion is dependent on the cushion correctly fitting the patient. Ensure the patient buttocks do not overhang the edges of the cushion whilst seated as this would mean the patient is too wide for the specific size cushion. Different cushion sizes are available.

 **WARNING** Ensure the cushion is placed the correct way up and in the correct rotation. Please follow the labelling instructions on your cushion at all times. Do not use the cushion

without the cover that has been supplied by the manufacturer.

2.4 Patient Repositioning

! IMPORTANT Your Pressure Redistributing Cushion will provide not only the best pressure re-distribution properties but also give greater patient comfort and product longevity. However to prevent the build-up of pressure which may lead to tissue damage and potential ulcer formation, it is important that the patient either repositions themselves, or is repositioned on a regular basis. This should be based on the clinical judgement of a qualified healthcare professional who will provide you with a suitable turning regime.

3. Cleaning & Care

The cushions and backrests have removable covers and can be cleaned according to their material type. If possible wipe off any spillage and contamination as soon as possible with warm water and soap. Do not remove the transparent liner (if fitted).

3.1 Domestic Cleaning

All products have an approved cleaning label which should be followed to ensure durability and cleanliness of the product.

3.1.1 Waterproof Covers Including Spacer

Wipe over with warm and soap. A mild hypochlorite solution can also be used (Milton) if desired. Dartex covers can be machine washed at 60°C and tumbled dry on warm only. Leave to air dry before refitting. Do not use furniture polish on the cover.

3.1.2 Towelling Covers

Wash in a machine following the label instructions and tumble dry on warm.

3.1.3 Wool Pile & Real Fleece Covers

Wool pile can be washed at 60°C using a mild detergent and part tumbled dry. Comb the fibres straight before final drying.

⚠ WARNING Do not use bleach or boiling water.

3.2 Healthcare Environment Cleaning

3.2.1 Towelling Covers

Wash at 71°C, with 1000ppm Chlorine added. Tumble dry at 40°C.

3.2.2 Wool Pile Covers

Wash at 60°C and part tumble dry on warm. Comb fibres straight then complete the drying cycle.

3.2.3 Dartex Cover

Wash at 60°C or dry clean. Wipe over with full strength Sodium Hypochlorite or Sodium Dichloroisocyanurate and maintain surface contact for 2-5 minutes. Wipe off and rinse with clean water and dry.

3.2.4 PVC Cover

Wipe over with full strength Sodium Hypochlorite or Sodium Dichloroisocyanurate and maintain surface contact for 2-5 minutes. Wipe off and rinse with clean water and dry.

⚠ CAUTION Do not use phenol based products on any waterproof cover.

4. After Use

4.1 Disposal

! IMPORTANT The disposal and recycling of used devices and packaging must comply with the applicable legal regulation in each country.

5. Quality & Testing

5.1 Service Life

We estimate a life expectancy of four years for these products, provided they are used in strict accordance with the intended use as set out in this document and all maintenance and service requirements are met.

The estimated life expectancy can be exceeded if the product is carefully used and properly maintained, and provided technical and scientific advances do not result in technical limitations. The life expectancy can also be considerably reduced by extreme or incorrect usage. The fact that we estimate a life expectancy for these products does not constitute an additional warranty.

5.2 Product Warranty Periods

Please refer to the product literature for your cushion warranty period. The warranty of your cushion is valid from time of shipping. If a defect or fault is discovered please contact our Customer Services team on +44 (0) 1422 377 775.

5.2 Fire Testing

Qbitus products are independently fire tested. Covers adhere to BS 7175. Cushions adhere BS EN 1021-1, BS EN021-2, and where also BS 7176.

5.3 Quality Standards

All Qbitus products feature the CE mark.



Qbitus Products

Springwood Cornmill, Rawroyds, Holywell Green,
Halifax, HX4 9ED

T: +44 (0) 1422 377 775
E: sales@qbitus.co.uk
www.qbitus.co.uk



A Direct Healthcare Group Company