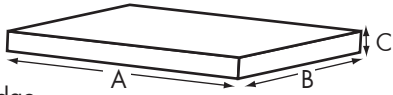




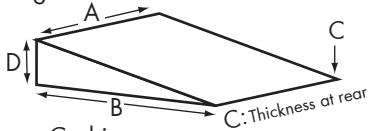
# Qbitus Products – Order Form

**Qbitus Products** | Springwood Cornmill | Rawroyds | Holywell Green | Halifax HX4 9ED  
 Tel 01422 377775 | Fax 01422 311750 | Email sales@qbitus.co.uk | Web www.qbitus.co.uk

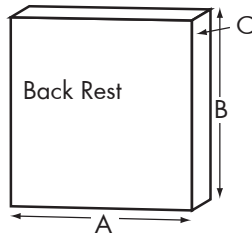
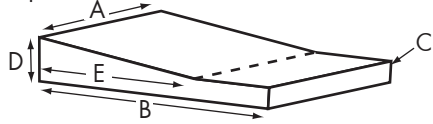
Flat Cushion



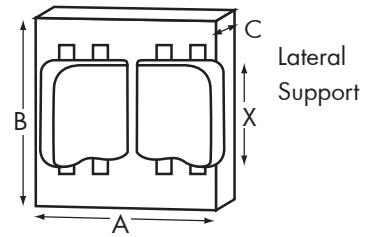
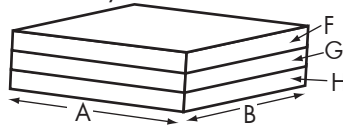
Wedge



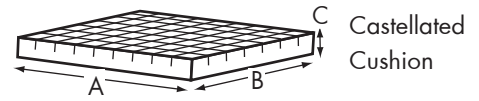
Ramp Cushion



Multi Layered Cushion

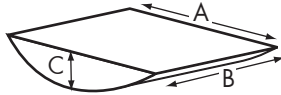


Lateral Support



Castellated Cushion

- Crescent Seat
- Crescent Back



**CUSHIONS:** A= Width B= Depth (front to back) C= Height (Thickness)  
**BACKRESTS:** A= Width B= Height C= Thickness

To add crescent, please tick and specify type of foam

COVER MATERIAL <input type="checkbox"/>	TYPE OF FOAM	1 PIECE	RAMP	F	G	H	SIZES	
							Inches <input type="checkbox"/>	Cms <input type="checkbox"/>
Vapour-Permeable – Black	<b>FOAMS</b>						<b>A</b>	
Vapour-Permeable – Royal Blue	EVAZOTE						<b>B</b>	
Vapour-Permeable – Navy Blue	CM35						<b>C</b>	
Vapour-Permeable – Red	RX39						<b>D</b>	
Vapour-Permeable – Grey	CM60						<b>E</b>	
PVC – Black	6LB 8LB 12LB CHIP						<b>F</b>	
PVC – Navy Blue	<b>FOAMS AND CUSHIONS</b>						<b>G</b>	
PVC – Burgundy	COLD MOULD						<b>H</b>	
PVC – Grey	SUN-MATE						<b>X</b>	
Towelling – Royal Blue	PUDGEE						Inter Liner	
Towelling – Black	LAMINAR						Non Slip Base	
Towelling – Navy Blue	<b>CUSHIONS ONLY</b>						Ply Back 9mm <input type="checkbox"/> 12mm	
Towelling – Red	COMMUNITY ONE						Plastic Back 1mm <input type="checkbox"/> 3mm	
Towelling – Grey	COMMUNITY TWO						Please supply your own drawing for any other shape or design	
W/P Towel – Black	COMMUNITY THREE							
W/P Towel – Navy Blue	Q-CARE 1							
Spacer – Black	Q-CARE 2 (ORIGINAL)							
Spacer – Navy Blue (Lateral Support System only)	Q-CARE INTEGRA 1							
C-Tec Weave Canvas	Q-CARE INTEGRA 2							
Wool Pile – Cream	CONTOUR							
Wool Pile – Black	SUPER CONTOUR							
	INTERUM							
Lateral Support System	OPTIMUS							
	CASTLE TOP PLUS MED (CRES)							
	CASTLE TOP PLUS FIRM (CRES)							
	CASTLE TOP MED (FLAT)							
	CASTLE TOP FIRM (FLAT)							
	QBI-FLEX FLAT CRES							
	QBI-GEL (SET SIZES ONLY)							
		<b>Standard</b>		<b>Xtreme</b>				
	MERCURY JUNIOR (SEE SIZING)							
	MERCURY 50							
	MERCURY 100							
	MERCURY 150							
	MERCURY 175							
	MERCURY 200							
	MERCURY 300							
	MERCURY POSTURE BACK	ONE SIZE:						

**Ref Number:** \_\_\_\_\_ **Any additional requirements (Please do not enter any health-related details):** \_\_\_\_\_