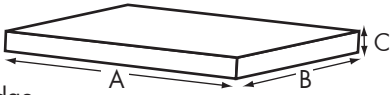




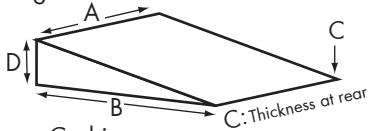
Qbitus Products – Order Form

Qbitus Products | Springwood Cornmill | Rawroyds | Holywell Green | Halifax HX4 9ED
 Tel 01422 377775 | Fax 01422 311750 | Email sales@qbitus.co.uk | Web www.qbitus.co.uk

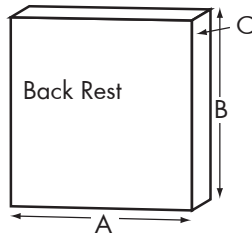
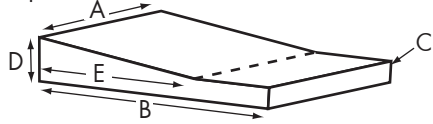
Flat Cushion



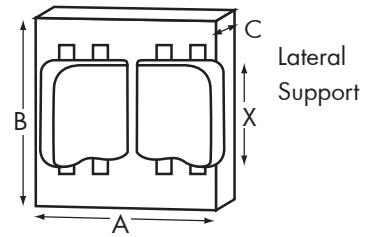
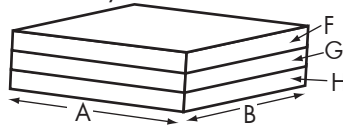
Wedge



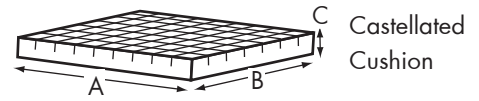
Ramp Cushion



Multi Layered Cushion



Lateral Support



Castellated Cushion

- Crescent Seat
- Crescent Back



CUSHIONS: A= Width B= Depth (front to back) C= Height (Thickness)
BACKRESTS: A= Width B= Height C= Thickness

To add crescent, please tick and specify type of foam

COVER MATERIAL	<input type="checkbox"/>	TYPE OF FOAM	1 PIECE	RAMP	F	G	H	SIZES	
								Inches <input type="checkbox"/>	Cms <input type="checkbox"/>
Vapour-Permeable – Black	<input type="checkbox"/>	FOAMS						A	
Vapour-Permeable – Royal Blue	<input type="checkbox"/>	EVAZOTE						B	
Vapour-Permeable – Navy Blue	<input type="checkbox"/>	CM35						C	
Vapour-Permeable – Red	<input type="checkbox"/>	RX39						D	
Vapour-Permeable – Grey	<input type="checkbox"/>	CM60						E	
PVC – Black	<input type="checkbox"/>	6LB 8LB 12LB CHIP						F	
PVC – Navy Blue	<input type="checkbox"/>	FOAMS AND CUSHIONS						G	
PVC – Burgundy	<input type="checkbox"/>	COLD MOULD						H	
PVC – Grey	<input type="checkbox"/>	PINCORE						X	
Towelling – Royal Blue	<input type="checkbox"/>	SUN-MATE						Inter Liner	
Towelling – Black	<input type="checkbox"/>	PUDGEE						Non Slip Base	
Towelling – Navy Blue	<input type="checkbox"/>	LAMINAR						Ply Back 9mm <input type="checkbox"/> 12mm	
Towelling – Red	<input type="checkbox"/>	CUSHIONS ONLY						Plastic Back 1mm <input type="checkbox"/> 3mm	
Towelling – Grey	<input type="checkbox"/>	COMMUNITY ONE						Please supply your own drawing for any other shape or design	
W/P Towel – Black	<input type="checkbox"/>	COMMUNITY TWO							
W/P Towel – Navy Blue	<input type="checkbox"/>	COMMUNITY THREE							
Spacer – Black	<input type="checkbox"/>	Q-CARE 1							
Spacer – Navy Blue (Lateral Support System only)	<input type="checkbox"/>	Q-CARE 2 (ORIGINAL)							
C-Tec Weave Canvas	<input type="checkbox"/>	Q-CARE INTEGRA 1							
Wool Pile – Cream	<input type="checkbox"/>	Q-CARE INTEGRA 2							
Wool Pile – Black	<input type="checkbox"/>	CONTOUR							
	<input type="checkbox"/>	SUPER CONTOUR							
Lateral Support System	<input type="checkbox"/>	INTERUM							
	<input type="checkbox"/>	OPTIMUS							
	<input type="checkbox"/>	CASTLE TOP PLUS MED (CRES)							
	<input type="checkbox"/>	CASTLE TOP PLUS FIRM (CRES)							
	<input type="checkbox"/>	CASTLE TOP MED (FLAT)							
	<input type="checkbox"/>	CASTLE TOP FIRM (FLAT)							
	<input type="checkbox"/>	QBI-FLEX FLAT CRES							
	<input type="checkbox"/>	QBI-GEL (SET SIZES ONLY)							
	<input type="checkbox"/>		Standard	Xtreme					
	<input type="checkbox"/>	MERCURY JUNIOR (SEE SIZING)							
	<input type="checkbox"/>	MERCURY 50							
	<input type="checkbox"/>	MERCURY 100							
	<input type="checkbox"/>	MERCURY 150							
	<input type="checkbox"/>	MERCURY 175							
	<input type="checkbox"/>	MERCURY 200							
	<input type="checkbox"/>	MERCURY 300							
	<input type="checkbox"/>	MERCURY POSTURE BACK	ONE SIZE:						

Ref Number: _____ **Any additional requirements (Please do not enter any health-related details):** _____